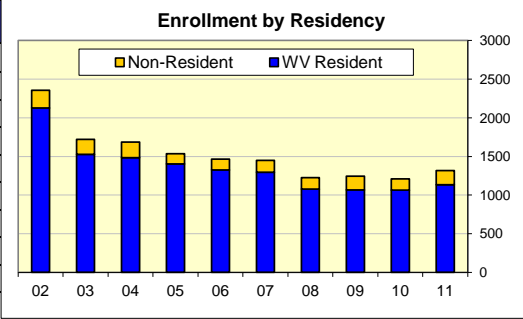


West Virginia University Institute of Technology - Decade Reports

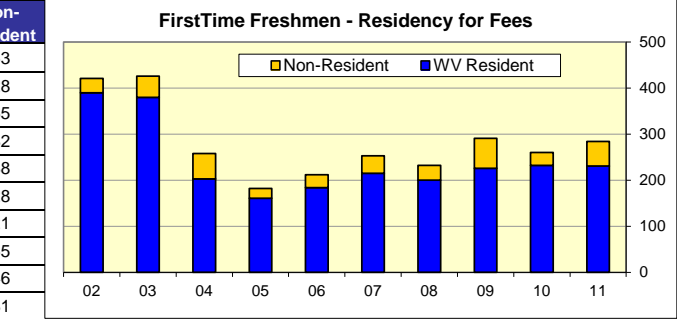
Enrollment WVU - Tech *

Term	WV Resident	Non-Resident
Fall 2011	1,133	183
Fall 2010	1,065	144
Fall 2009	1,066	178
Fall 2008	1,078	146
Fall 2007	1,296	154
Fall 2006	1,325	141
Fall 2005	1,404	131
Fall 2004	1,483	202
Fall 2003*	1,528	194
Fall 2002	2,128	229



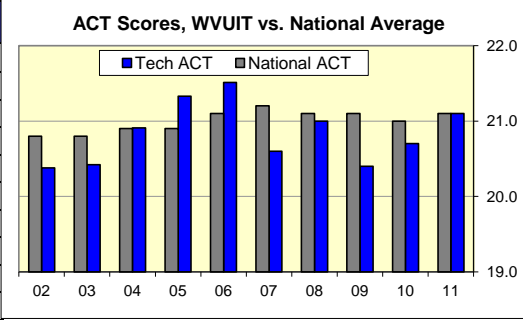
First-Time Freshmen WVU - Tech *

Term	WV Resident	Non-Resident
Fall 2011	231	53
Fall 2010	232	28
Fall 2009	226	65
Fall 2008	200	32
Fall 2007	215	38
Fall 2006	184	28
Fall 2005	161	21
Fall 2004	203	55
Fall 2003	380	46
Fall 2002	390	31



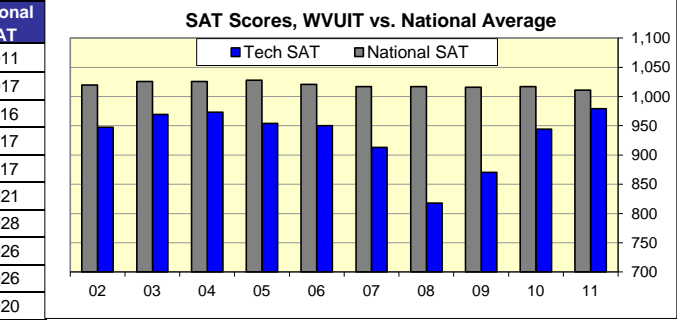
Profile of Entering Freshmen WVU - Tech *

Term	Tech ACT	National ACT
Fall 2011	21.1	21.1
Fall 2010	20.7	21.0
Fall 2009	20.4	21.1
Fall 2008	21.0	21.1
Fall 2007	20.6	21.2
Fall 2006	21.5	21.1
Fall 2005	21.3	20.9
Fall 2004	20.9	20.9
Fall 2003	20.4	20.8
Fall 2002	20.4	20.8



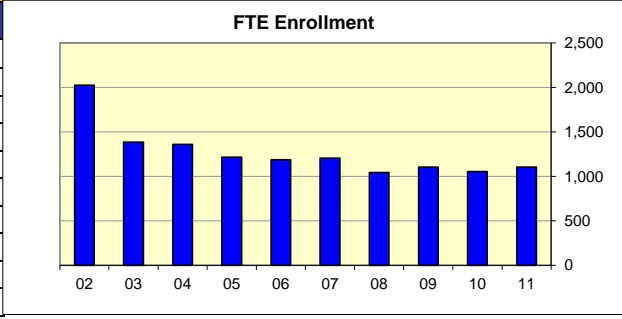
Profile of Entering Freshmen WVU - Tech *

Term	Tech SAT	National SAT
Fall 2011	979	1011
Fall 2010	944	1017
Fall 2009	871	1016
Fall 2008	818	1017
Fall 2007	913	1017
Fall 2006	950	1021
Fall 2005	954	1028
Fall 2004	973	1026
Fall 2003	970	1026
Fall 2002	948	1020



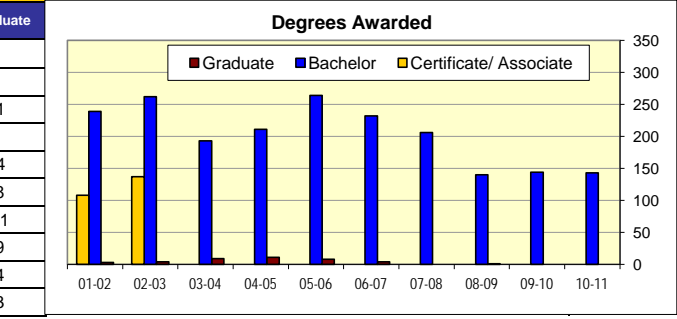
FTE Enrollment WVU - Tech *

Term	FTE
Fall 2011	1,104
Fall 2010	1,056
Fall 2009	1,104
Fall 2008	1,044
Fall 2007	1,207
Fall 2006	1,186
Fall 2005	1,217
Fall 2004	1,359
Fall 2003*	1,387
Fall 2002	2,026



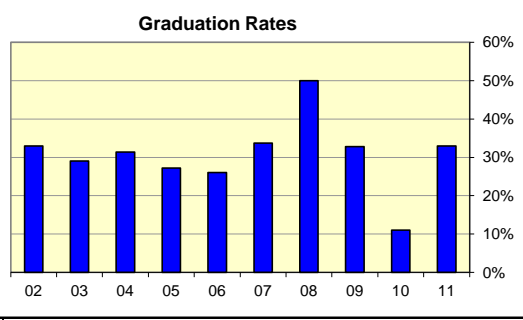
Degrees Awarded WVU - Tech *

Year	Certificate/ Associate	Bachelor	Graduate
2010-11		143	
2009-10		144	
2008-09		140	1
2007-08		206	
2006-07		232	4
2005-06		264	8
2004-05		211	11
2003-04		193	9
2002-03	137	262	4
2001-02	108	239	3



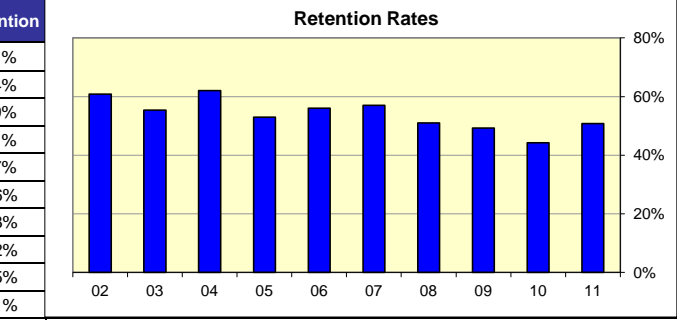
Graduation Rates WVU - Tech

Reporting Year	Cohort Year	Grad Rate
Fall 2011	Fall 2004 **	33%
Fall 2010	Fall 2003 **	11%
Fall 2009	Fall 2002 **	33%
Fall 2008	Fall 2001 **	50%
Fall 2007	Fall 2000	34%
Fall 2006	Fall 1999	26%
Fall 2005	Fall 1998	27%
Fall 2004	Fall 1997	31%
Fall 2003	Fall 1996	29%
Fall 2002	Fall 1995	33%



Retention Rates** WVU - Tech *

Reporting Year	Cohort Year	Retention
Fall 2011	Fall 2010	51%
Fall 2010	Fall 2009	44%
Fall 2009	Fall 2008	49%
Fall 2008	Fall 2007	51%
Fall 2007	Fall 2006	57%
Fall 2006	Fall 2005	56%
Fall 2005	Fall 2004	53%
Fall 2004	Fall 2003	62%
Fall 2003	Fall 2002	55%
Fall 2002	Fall 2001	61%



** Calculated on Tech 4Yr data only

* Post 2002 excludes CTC at Tech.