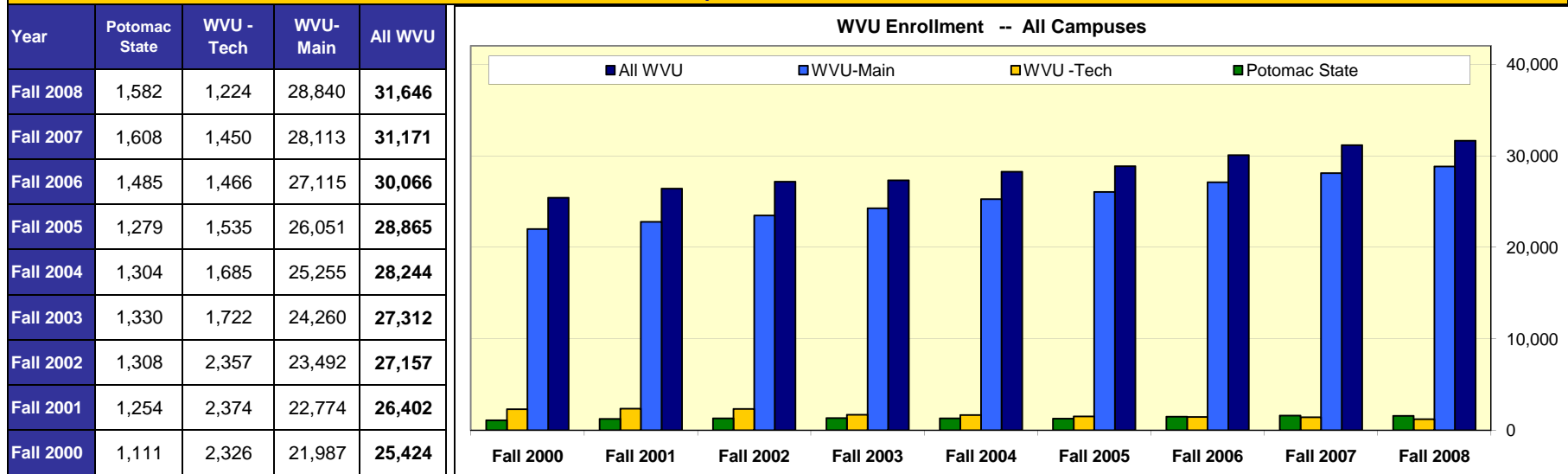
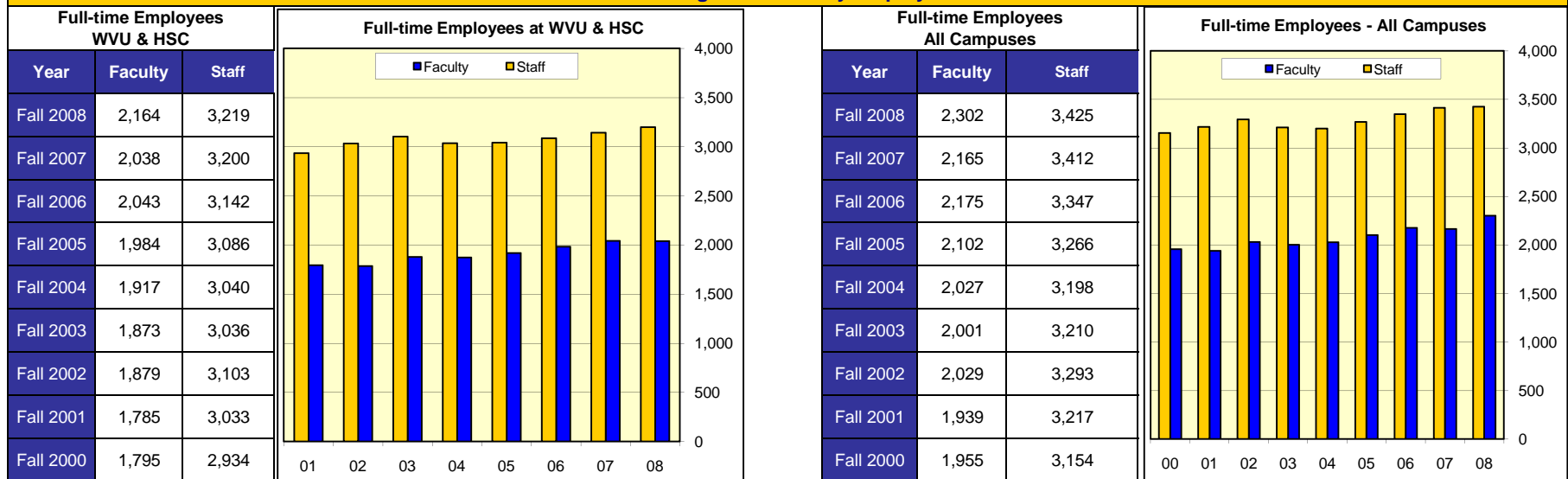


West Virginia University - Profile 2000 to 2008

WVU All Campuses - Headcount Enrollment



West Virginia University Employees



West Virginia University - Profile 2000 to 2008

West Virginia University - Main Campus Enrollment Profile

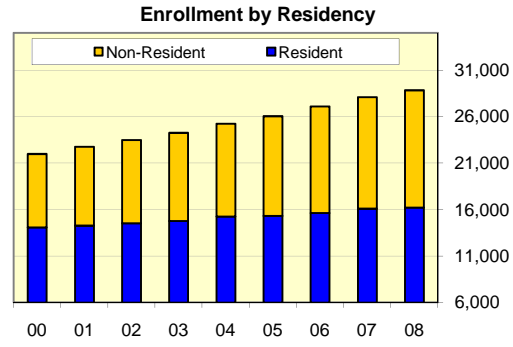
Students from all 50 states and DC, 3 US territories and 100 countries.

185 degree programs at WVU main campus, 29 at WVU-Tech, and 19 at Potomac State College

25 Rhodes Scholars, 30 Goldwater Scholars, 18 Truman Scholars, 2 Marshall Scholars, and 2 Udall Scholars.

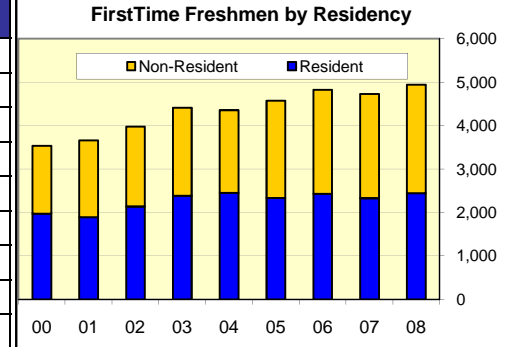
Headcount Enrollment

Term	Resident	Non-Resident
Fall 2008	16,219	12,621
Fall 2007	16,102	12,011
Fall 2006	15,626	11,489
Fall 2005	15,324	10,727
Fall 2004	15,272	9,983
Fall 2003	14,773	9,487
Fall 2002	14,539	8,953
Fall 2001	14,278	8,496
Fall 2000	14,089	7,898



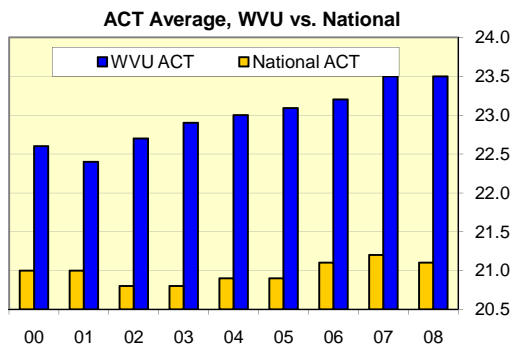
First-Time Freshmen

Term	Resident	Non-Resident
Fall 2008	2,450	2,495
Fall 2007	2,334	2,397
Fall 2006	2,431	2,397
Fall 2005	2,339	2,235
Fall 2004	2,453	1,906
Fall 2003	2,391	2,024
Fall 2002	2,142	1,836
Fall 2001	1,894	1,767
Fall 2000	1,975	1,565

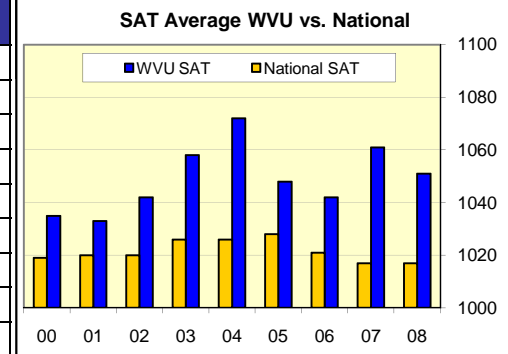


Profile of Entering Freshmen

Term	WVU ACT	National ACT
Fall 2008	23.5	21.1
Fall 2007	23.5	21.2
Fall 2006	23.2	21.1
Fall 2005	23.1	20.9
Fall 2004	23.0	20.9
Fall 2003	22.9	20.8
Fall 2002	22.7	20.8
Fall 2001	22.4	21.0
Fall 2000	22.6	21.0

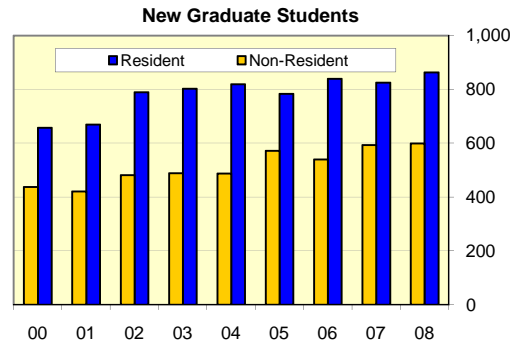


Term	WVU SAT	National SAT
Fall 2008	1051	1017
Fall 2007	1061	1017
Fall 2006	1042	1021
Fall 2005	1048	1028
Fall 2004	1072	1026
Fall 2003	1058	1026
Fall 2002	1042	1020
Fall 2001	1033	1020
Fall 2000	1035	1019



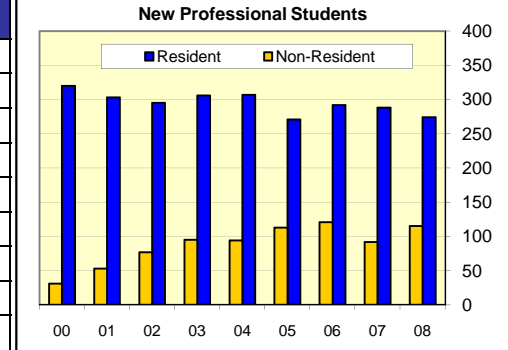
First-Time Graduate Students

Term	Resident	Non-Resident
Fall 2008	863	599
Fall 2007	825	593
Fall 2006	839	540
Fall 2005	783	572
Fall 2004	819	487
Fall 2003	803	489
Fall 2002	789	482
Fall 2001	670	421
Fall 2000	658	438



First-Time Professional Students

Term	Resident	Non-Resident
Fall 2008	274	115
Fall 2007	288	92
Fall 2006	292	121
Fall 2005	271	113
Fall 2004	307	94
Fall 2003	306	95
Fall 2002	295	77
Fall 2001	303	53
Fall 2000	320	31

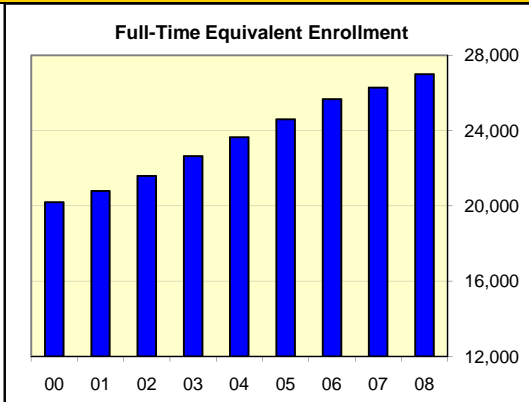


West Virginia University - Profile 2000 to 2008

West Virginia University - Main Campus Enrollment Profile

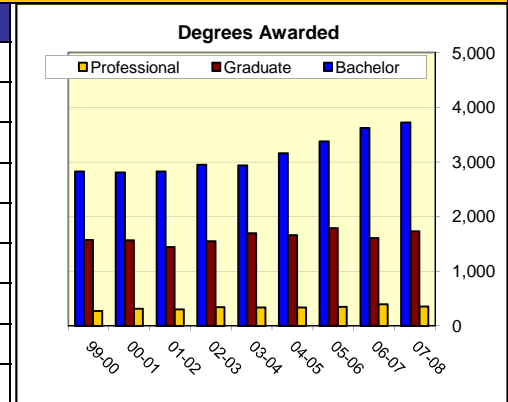
WVU FTE Enrollment

Term	FTE
Fall 2008	26,997
Fall 2007	26,287
Fall 2006	25,678
Fall 2005	24,601
Fall 2004	23,652
Fall 2003	22,648
Fall 2002	21,588
Fall 2001	20,783
Fall 2000	20,193



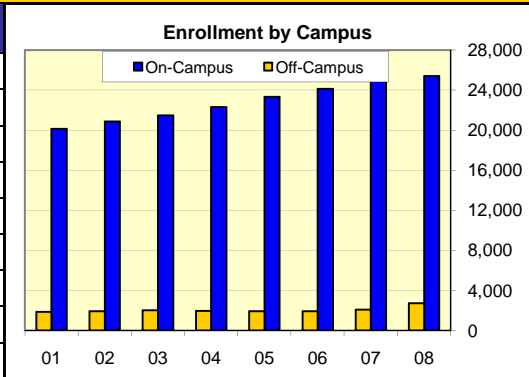
WVU Degrees Awarded

Year	Bachelor	Graduate	Professional
2007-08	3,720	1,731	355
2006-07	3,620	1,607	396
2005-06	3,372	1,787	351
2004-05	3,157	1,658	337
2003-04	2,938	1,693	338
2002-03	2,950	1,552	343
2001-02	2,824	1,446	303
2000-01	2,808	1,564	316
1999-00	2,824	1,572	271



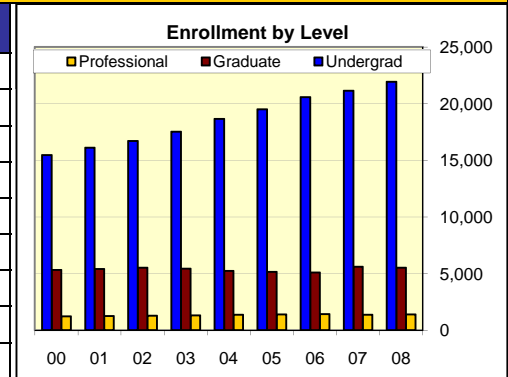
Enrollment by Campus

Term	On-Campus	Off-Campus
Fall 2008	26,153	2,687
Fall 2007	25,386	2,727
Fall 2006	25,034	2,081
Fall 2005	24,112	1,939
Fall 2004	23,337	1,918
Fall 2003	22,300	1,960
Fall 2002	21,473	2,019
Fall 2001	20,857	1,917
Fall 2000	20,117	1,870



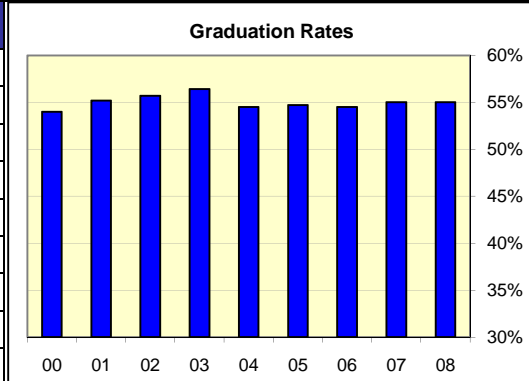
Enrollment by Level

Term	Undergrad	Graduate	Professional
Fall 2008	21,930	5,529	1,381
Fall 2007	21,145	5,595	1,373
Fall 2006	20,590	5,105	1,420
Fall 2005	19,510	5,151	1,390
Fall 2004	18,653	5,236	1,366
Fall 2003	17,517	5,423	1,320
Fall 2002	16,692	5,509	1,291
Fall 2001	16,121	5,412	1,241
Fall 2000	15,463	5,307	1,217



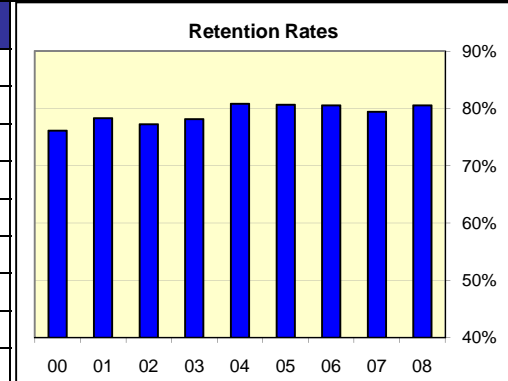
WVU Graduation Rates

Report Year	Cohort Year	Grad Rate
Fall 2008	Fall 2002	55%
Fall 2007	Fall 2001	55%
Fall 2006	Fall 2000	55%
Fall 2005	Fall 1999	55%
Fall 2004	Fall 1998	55%
Fall 2003	Fall 1997	56%
Fall 2002	Fall 1996	56%
Fall 2001	Fall 1995	55%
Fall 2000	Fall 1994	54%



WVU Retention Rates

Report Year	Cohort Year	Retention Rate
Fall 2008	Fall 2007	80.5%
Fall 2007	Fall 2006	79.4%
Fall 2006	Fall 2005	80.5%
Fall 2005	Fall 2004	80.6%
Fall 2004	Fall 2003	80.8%
Fall 2003	Fall 2002	78.1%
Fall 2002	Fall 2001	77.2%
Fall 2001	Fall 2000	78.3%
Fall 2000	Fall 1999	76.1%



Reporting Year

Reporting Year