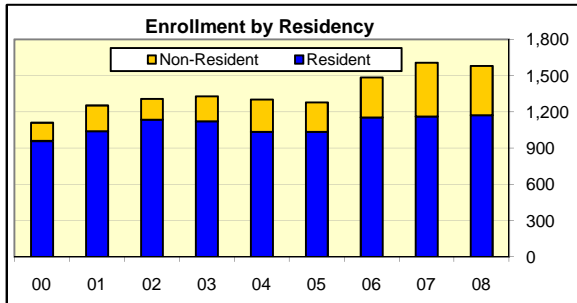


WVU - Potomac State College Enrollment Profile

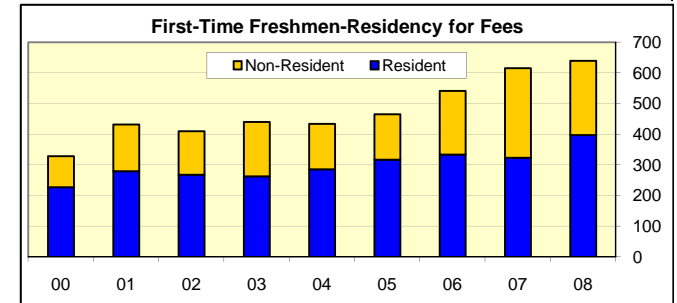
Enrollment WVU-Potomac State College

Term	Resident	Non-Resident
Fall 2008	1,173	409
Fall 2007	1,163	445
Fall 2006	1,155	330
Fall 2005	1,036	243
Fall 2004	1,035	269
Fall 2003	1,122	208
Fall 2002	1,137	171
Fall 2001	1,040	214
Fall 2000	960	151



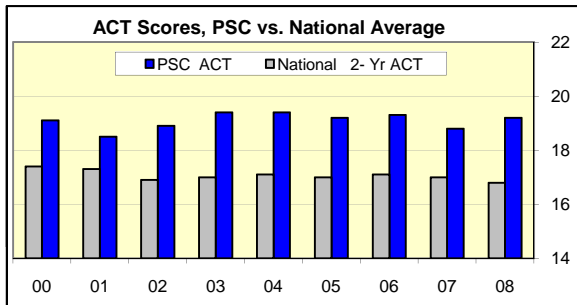
First-Time Freshmen WVU-Potomac State College

Term	Resident	Non-Resident
Fall 2008	397	242
Fall 2007	323	293
Fall 2006	334	207
Fall 2005	317	148
Fall 2004	286	148
Fall 2003	263	177
Fall 2002	268	142
Fall 2001	279	153
Fall 2000	227	101

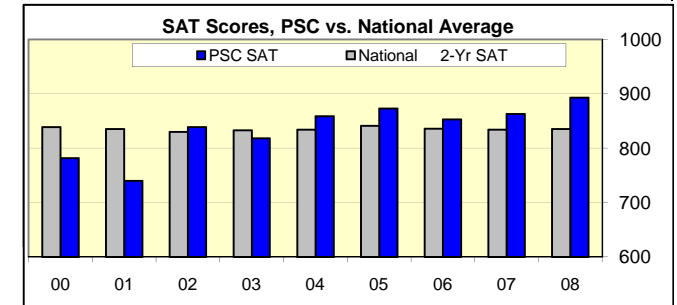


Profile of Entering Freshmen WVU-Potomac State College

Term	PSC ACT	National 2-Yr ACT
Fall 2008	19.2	16.8
Fall 2007	18.8	17.0
Fall 2006	19.3	17.1
Fall 2005	19.2	17.0
Fall 2004	19.4	17.1
Fall 2003	19.4	17.0
Fall 2002	18.9	16.9
Fall 2001	18.5	17.3
Fall 2000	19.1	17.4

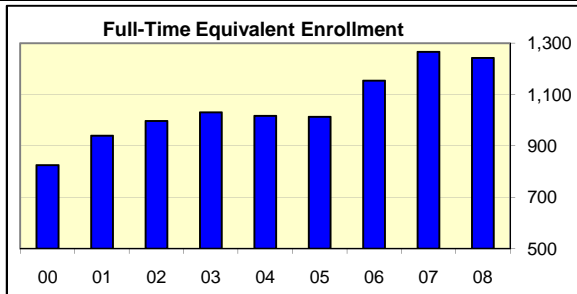


Term	PSC SAT	National 2-Yr SAT
Fall 2008	893	835
Fall 2007	863	834
Fall 2006	853	836
Fall 2005	873	841
Fall 2004	859	834
Fall 2003	818	833
Fall 2002	839	830
Fall 2001	740	835
Fall 2000	782	839



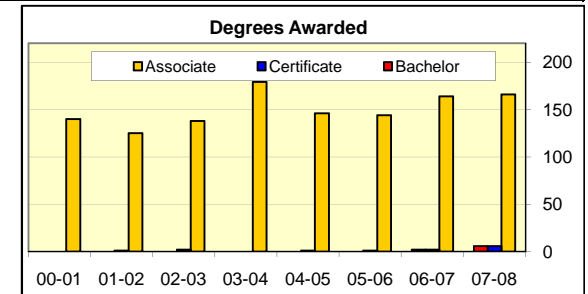
FTE Enrollment WVU-Potomac State College

Year	FTE
Fall 2008	1,242
Fall 2007	1,266
Fall 2006	1,154
Fall 2005	1,013
Fall 2004	1,017
Fall 2003	1,031
Fall 2002	997
Fall 2001	940
Fall 2000	825



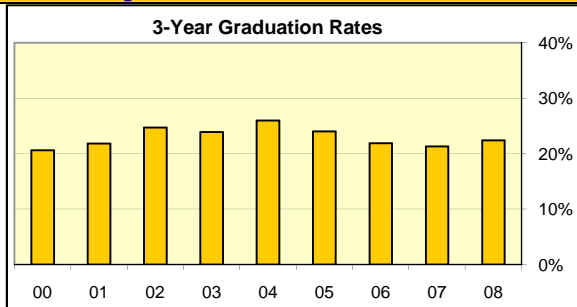
Degrees Awarded WVU-Potomac State College

Year	Certificate	Associate	Bachelor
2007-08	6	166	6
2006-07	2	164	2
2005-06	1	144	
2004-05	1	146	
2003-04	0	179	
2002-03	2	138	
2001-02	1	125	
2000-01	0	140	



Graduation Rates WVU-Potomac State College

Reporting Year	Cohort Year	3 Year Grad Rate
Fall 2008	Fall 2005	22.4%
Fall 2007	Fall 2004	21.3%
Fall 2006	Fall 2003	21.9%
Fall 2005	Fall 2002	24.0%
Fall 2004	Fall 2001	26.0%
Fall 2003	Fall 2000	23.9%
Fall 2002	Fall 1999	24.7%
Fall 2001	Fall 1998	21.8%
Fall 2000	Fall 1997	20.6%



Retention Rates WVU-Potomac State College

Reporting Year	Cohort Year	Retention Rate
Fall 2008	Fall 2007	40.2%
Fall 2007	Fall 2006	48.0%
Fall 2006	Fall 2005	51.8%
Fall 2005	Fall 2004	43.3%
Fall 2004	Fall 2003	48.9%
Fall 2003	Fall 2002	52.8%
Fall 2002	Fall 2001	47.5%
Fall 2001	Fall 2000	50.2%
Fall 2000	Fall 1999	40.0%

