



WVU Electronic Theses & Dissertations

Transforming Graduate
Education and Research



ETD Goals

- ◆ Students learn about electronic publishing and digital libraries
- ◆ Timely technology and knowledge sharing
- ◆ Universities unlock the potential of their intellectual property and products
- ◆ Improve library services



NDLTD Consortium

- ◆ WVU is 2nd in the world to implement required ETD policy (1998)
- ◆ A growing number of academic institutions are requiring ETDs
- ◆ NDLTD vision of globally federated digital library of graduate research



WVU Team Collaboration

- ◆ Office of Academic Affairs and Research
 - ◆ Provost, Office of Graduate Education
 - ◆ Decentralized graduate programs
- ◆ ETD Task Force
 - ◆ Planning, Policy, Administration, Education, & Technology Issues
- ◆ Office of Information Technology
 - ◆ Student technical support, labs, workshops, Web resources
- ◆ Academic Computing
 - ◆ Database implementation, archiving
- ◆ University Libraries
 - ◆ Advising, Web resources, submissions review, cataloging, reference & document delivery services, archiving

WVU ETD Web Site



www.wvu.edu/~thesis/



ETD Submission Process

- ◆ Student enrolls in graduating semester, forms committee, designates chair, receives degree completion information
- ◆ Student creates thesis or dissertation
- ◆ Student attends oral defense



ETD Exemptions

- ◆ Approved ETD Exemption Form
 - Master’s Theses:
 - 2 bound copies
 - Original committee approval signature sheets
 - Doctoral Dissertations:
 - 2 unbound copies
 - 2 original committee approval signature sheets.
 - Submission Fee: \$65.00
 - Completed UMI Agreement Form
 - Printed Copy of Title Page & Abstract
 - Copyright Fee: \$45.00 (optional)
 - Completed Survey of Earned Doctorates
 - Library provides signed Approval Form to student



Deliver ETD Submission Packet to University Libraries

Completed ETD Submission Signature Form
Submission Fee

\$55.00 for Master's Thesis

\$65.00 for Doctoral Dissertation

Completed UMI Agreement Form (optional for
Research / Project Reports)

Printed Copy of Title Page & Abstract

Copyright Fee: \$45.00 (optional)

Doctorate Only

Completed Survey of Earned Doctorates



Student Prepares Final Document for Submission

- ◆ Office of Information Technology
 - ◆ Student technical support
 - ◆ Workshops
 - ◆ Walk-in Clinics
 - ◆ Web resources



ETD Review Process

- ◆ Committee Chair
 - 5 working day approval option
- ◆ Library reviews format
- ◆ Library approves submission upon:
 - Receipt of completed ETD Submission Packet
 - Approval of ETD document format



Library Processing

- ◆ Library sends copies of ETD files and packets to UMI for publication, microfilming or other archival services
- ◆ Library catalogs ETD:
 - MountainLynx
 - OCLC



Web Distribution Options: Student Submits ETD Online

- ◆ WVU Web Distribution Options

1. World
2. Campus Only
3. Campus Encrypted
4. No Access



Realities of Digital Publishing

- ◆ Student Publishing Concerns
 - ◆ How have publishers reacted to articles from ETDs?
- ◆ University Tenure Systems and Digital Publishing
 - ◆ Is digital publishing being recognized for basis of granting tenure and promotion to university faculty?



Web Posting Is Not Prior Publication...

- ◆ According to 83% of publishers surveyed
- ◆ Role of journal as disseminator and archive for the academic record
- ◆ Role of journal as peer review
- ◆ Redundancy is part of long-term educational process
- ◆ Self-acknowledged archiving
- ◆ Economics will convince publishers to adopt liberal Web policies



“Published” status = peer review

- ◆ Prior publication (i.e. Web distribution) is discipline dependent
 - Physical Sciences: non-restrictive
 - Life Sciences: emphasis on level of access
 - Medical Sciences: emphasis on level of access
 - Social Sciences: emphasis on revision of content
- ◆ Growth of Scholarly Societies and Academic Institutions in Electronic Publishing
- ◆ Conclusion:
 - Myth and tradition create misperceptions about electronic publishing



Survey results from Virginia Tech 1997 - 1999

◆ Access Status

- 48% World Access
- 33% Campus Only
- 19% No Access

◆ Graduate Student Survey

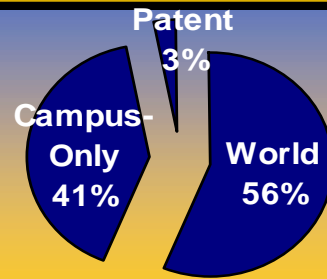
- 78% limit access on faculty advice
- 13% limit access on publisher advice

◆ Alumni Surveys

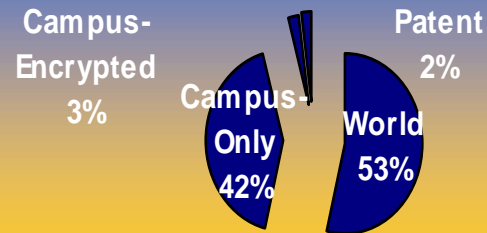
- 43% successfully published derivative works
- 100% found no resistance from publishers



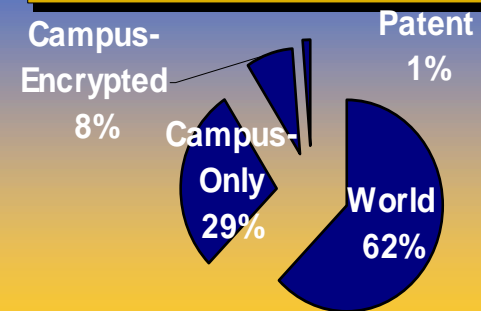
Web Distribution of WVU ETDs: 1998



Web Distribution of WVU ETDs: 1999



Web Distribution of WVU ETDs: 2000





Library Access to ETDs

- ◆ Citation from the catalog
- ◆ Online Full-text
- ◆ Document delivery services
- ◆ ProQuest (UMI)
- ◆ NDLTD



Library Access to Restricted ETDs

- ◆ Campus Only ETDs
 - Electronic files free via Inter-Library Loan
 - Printed copies for a fee via Library Copy Services
- ◆ Campus Encrypted ETDs
 - Available in print format only.
- ◆ Restricted ETDs
 - Secured until patent / proprietary concern has been resolved.




WVU ETD Collection Profile

- ◆ Print vs. Electronic Circulation
- ◆ ETD Access
- ◆ Total Number of ETDs in Collection
- ◆ Most Popular ETD
- ◆ Format Types in Collection
- ◆ Number of Submissions per Year



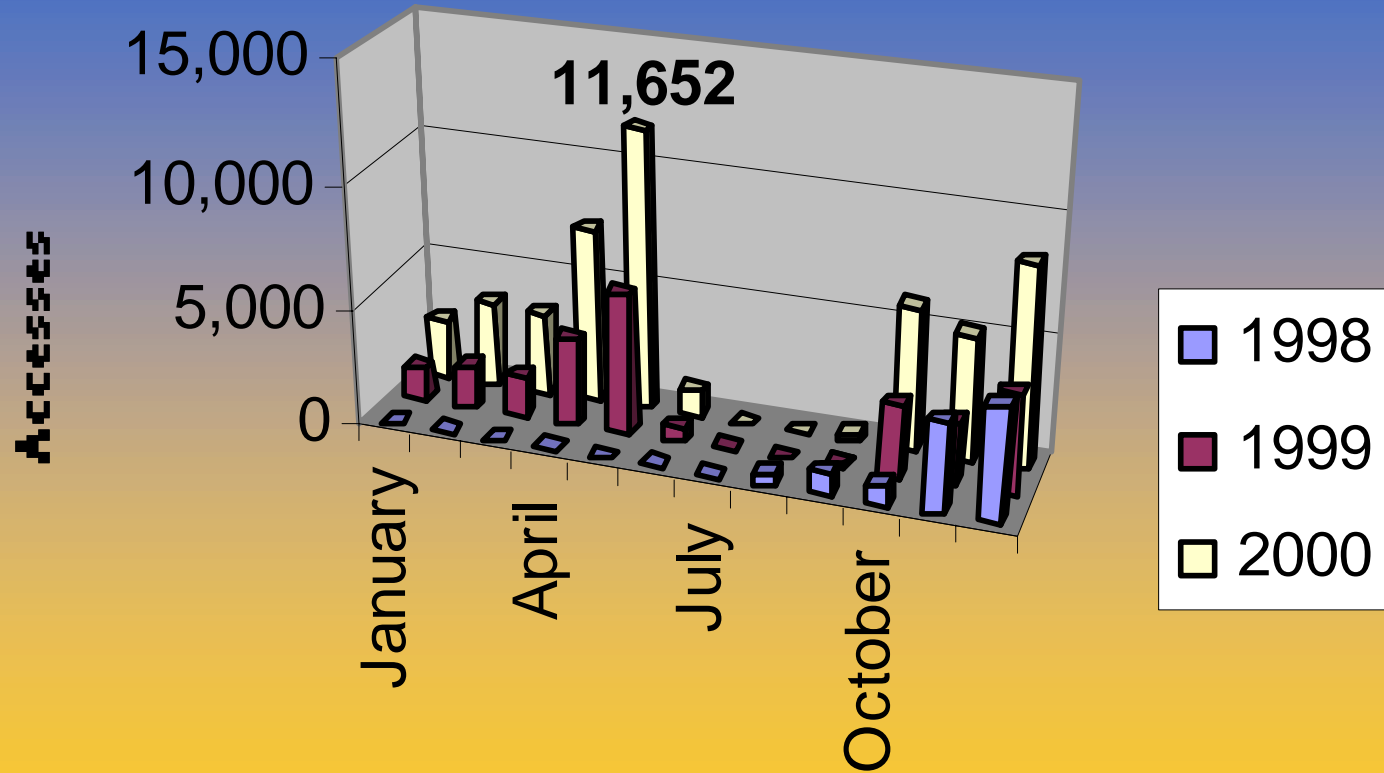
WVU Print vs. Electronic Thesis & Dissertation Access



WVU ETDs are accessed **145,000%** more than print documents

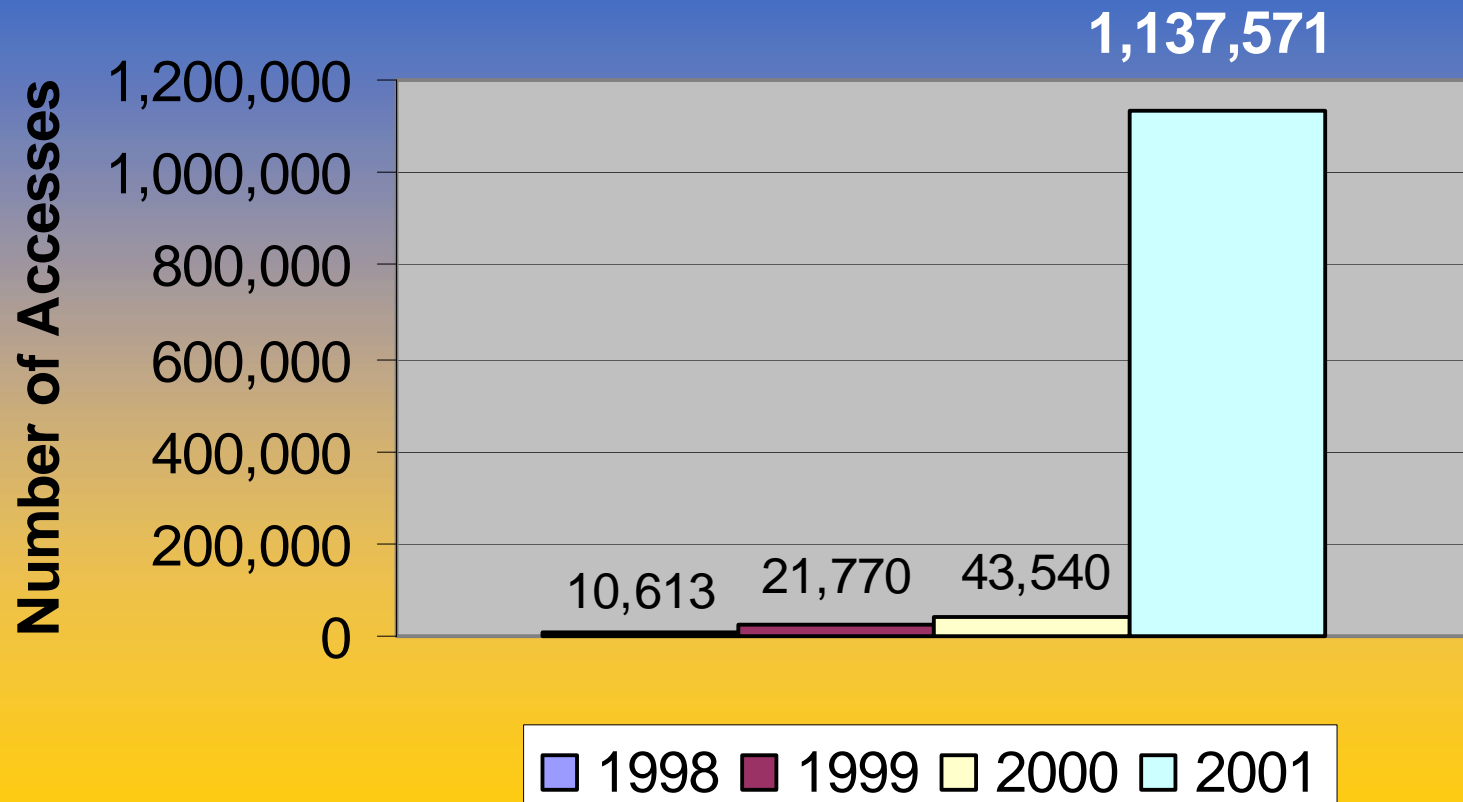


WVU ETD Monthly Accesses





Overall WVU ETD Accesses



WVU ETD Server Statistics
Breakdown by Geographical Location

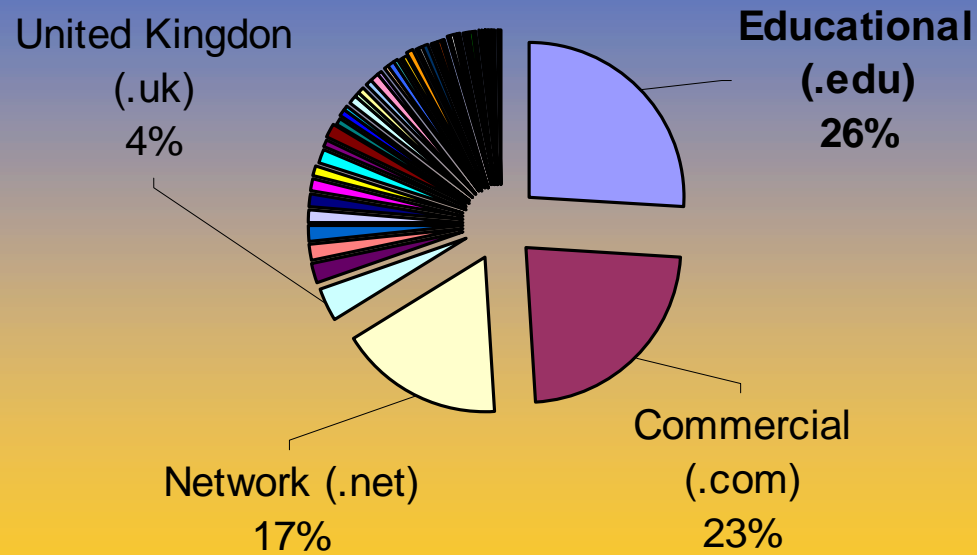
Domain Name	Hits	Percentage	Domain Name	Hits	Percentage
Educational (.edu)	85355	25.79%	Korea, Republic of (.kr)	460	0.14%
Commercial (.com)	77340	23.37%	Hungary (.hu)	452	0.14%
Network (.net)	55799	16.86%	Colombia (.co)	441	0.13%
United Kingdon (.uk)	12016	3.63%	Czech Republic (.cz)	436	0.13%
Germany (.de)	6481	1.96%	Philippines (.ph)	410	0.12%
Australia (.au)	5493	1.66%	United Arab Emirates (.ae)	342	0.10%
Canada (.ca)	5250	1.59%	.host	310	0.09%
Italy (.it)	4793	1.45%	Slovakia (Slovak Republic)	308	0.09%
Japan (.jp)	4335	1.31%	Lithuania (.lt)	240	0.07%
France (.fr)	4331	1.31%	Peru (.pe)	236	0.07%
Spain (.es)	3984	1.20%	Old ARPA-net (.arpa)	236	0.07%
Singapore (.sg)	3951	1.19%	China (.cn)	222	0.07%
United States (.us)	3392	1.03%	Trinidad and Tobago (.tt)	196	0.06%
Malaysia (.my)	3088	0.93%	Yugoslavia (.yu)	191	0.06%
Turkey (.tr)	2809	0.85%	Belarus (.by)	164	0.05%
Netherlands (.nl)	2525	0.76%	Iran (Islamic Republic of) (.ir)	150	0.05%
Government (.gov)	2378	0.72%	Brunei Darussalam (.bn)	125	0.04%
Non-profit Organization (.org)	2204	0.67%	Bulgaria (.bg)	114	0.03%
Greece (.gr)	2159	0.65%	Iceland (.is)	105	0.03%
Brazil (.br)	2151	0.65%	Ukraine (.ua)	102	0.03%
Portugal (.pt)	2133	0.64%	Namibia (.na)	84	0.03%
Military (.mil)	1920	0.58%	Latvia (.lv)	75	0.02%
Belgium (.be)	1907	0.58%	Costa Rica (.cr)	71	0.02%
Taiwan, Republic of China (.tw)	1883	0.57%	Lebanon (.lb)	67	0.02%
Mexico (.mx)	1805	0.55%	Bosnia and Herzegowina (.ba)	66	0.02%
Russian Federation (.ru)	1722	0.52%	Cuba (.cu)	65	0.02%
Finland (.fi)	1612	0.49%	.int	55	0.02%
Indonesia (.id)	1590	0.48%	Uruguay (.uy)	51	0.02%
Ireland (.ie)	1320	0.40%	Macedonia (.mk)	51	0.02%
India (.in)	1231	0.37%	Honduras (.hn)	49	0.01%
Israel (.il)	1172	0.35%	Botswana (.bw)	45	0.01%
Hong Kong (.hk)	1114	0.34%	Ecuador (.ec)	43	0.01%
Sweden (.se)	1038	0.31%	Dominican Republic (.do)	40	0.01%
Switzerland (.ch)	1010	0.31%	Tuvalu (.tv)	38	0.01%
Saudi Arabia (.sa)	1003	0.30%	Guatemala (.gt)	36	0.01%
Romania (.ro)	983	0.30%	Tanzania (.tz)	35	0.01%
South Africa (.za)	969	0.29%	Fiji (.fj)	35	0.01%
Argentina (.ar)	914	0.28%	Venezuela (.ve)	28	0.01%
Denmark (.dk)	817	0.25%	Former USSR (.su)	25	0.01%
Norway (.no)	804	0.24%	Pakistan (.pk)	23	0.01%
Poland (.pl)	795	0.24%	Mauritius (.mu)	21	0.01%
Egypt (.eg)	759	0.23%	Belize (.bz)	17	0.01%
Thailand (.th)	717	0.22%	Armenia (.am)	17	0.01%
New Zealand (.nz)	716	0.22%	Nicaragua (.ni)	16	0.00%
Austria (.at)	698	0.21%	Uganda (.ug)	15	0.00%
Slovenia (.si)	672	0.20%	Zimbabwe (.zw)	15	0.00%
Croatia/Hrvatska (.hr)	669	0.20%	Oman (.om)	15	0.00%
Jordan (.jo)	594	0.18%	Malta (.mt)	15	0.00%
Chile (.cl)	570	0.17%	Totals	330,907	100.00%
Cyprus (.cy)	556	0.17%			
Estonia (.ee)	524	0.16%	Total Locations: 100		
Viet Nam (.vn)	503	0.15%	Nations Represented: 93		

◆ 100 Domains
 ◆ 93 Countries





WVU ETD Access by Geographical Domain

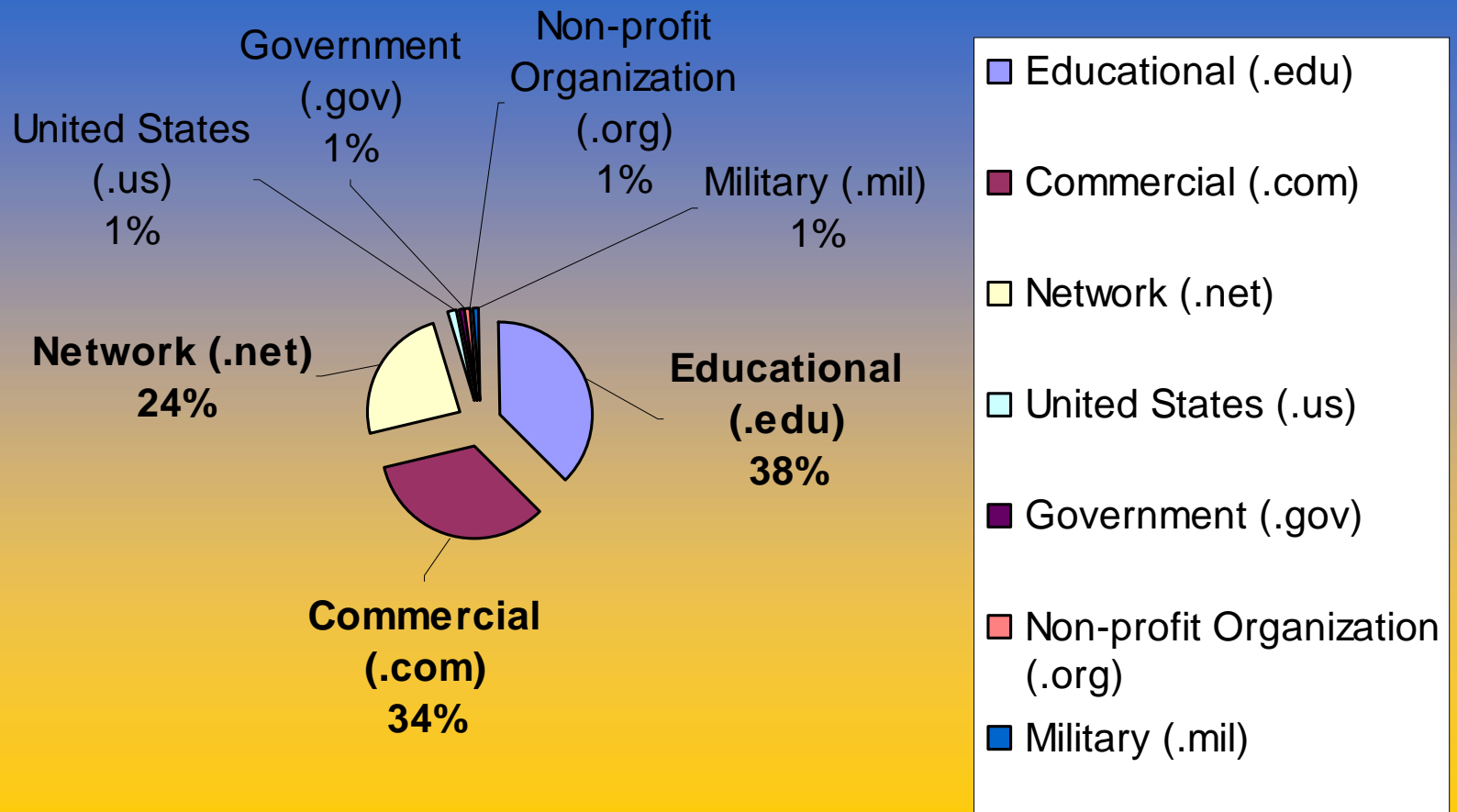


- Educational (.edu)
- Commercial (.com)
- Network (.net)
- United Kingdom (.uk)
- Germany (.de)
- Australia (.au)
- Canada (.ca)
- Italy (.it)
- Japan (.jp)
- France (.fr)

- ◆ 69% Domestic
- ◆ 31% Foreign

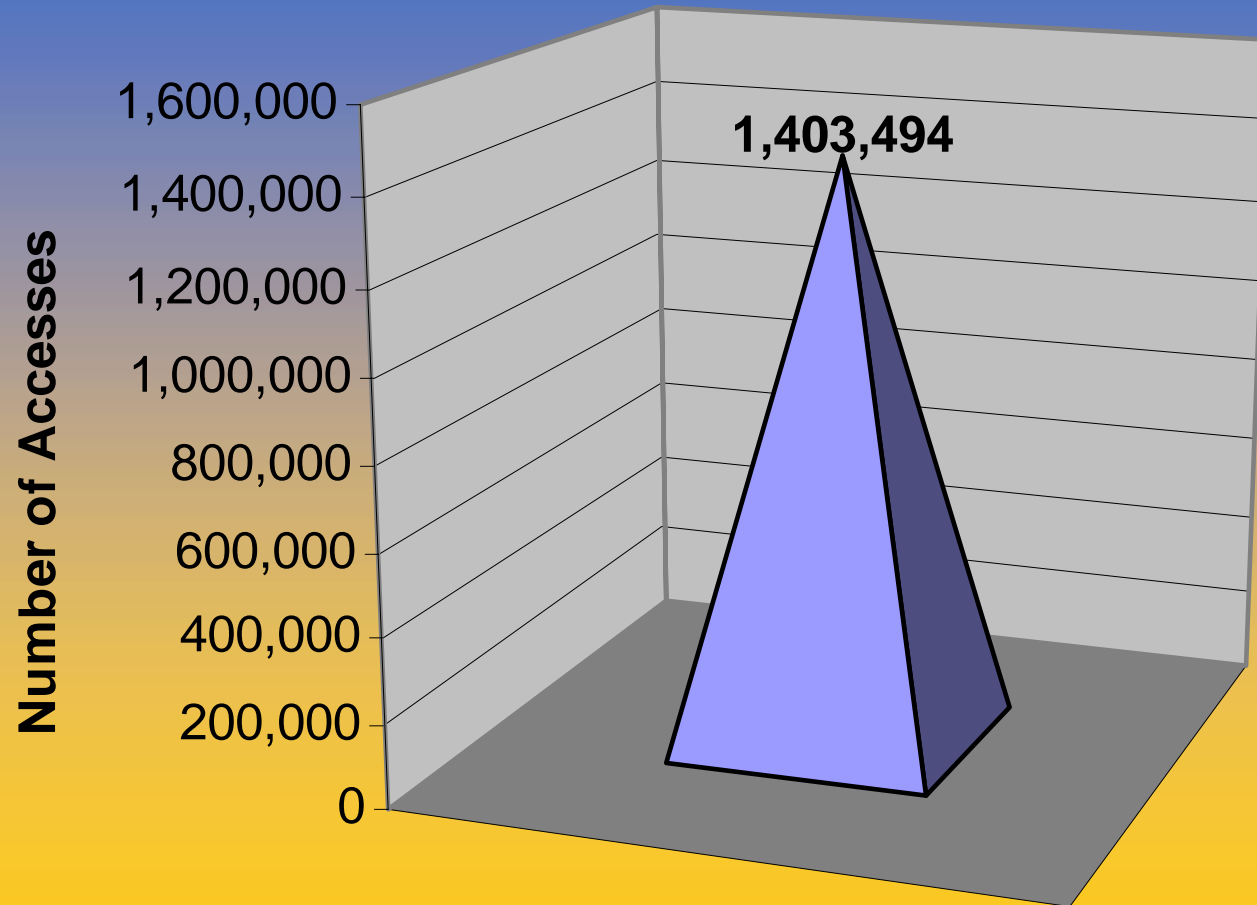


WVU ETD Access by U.S. Domain



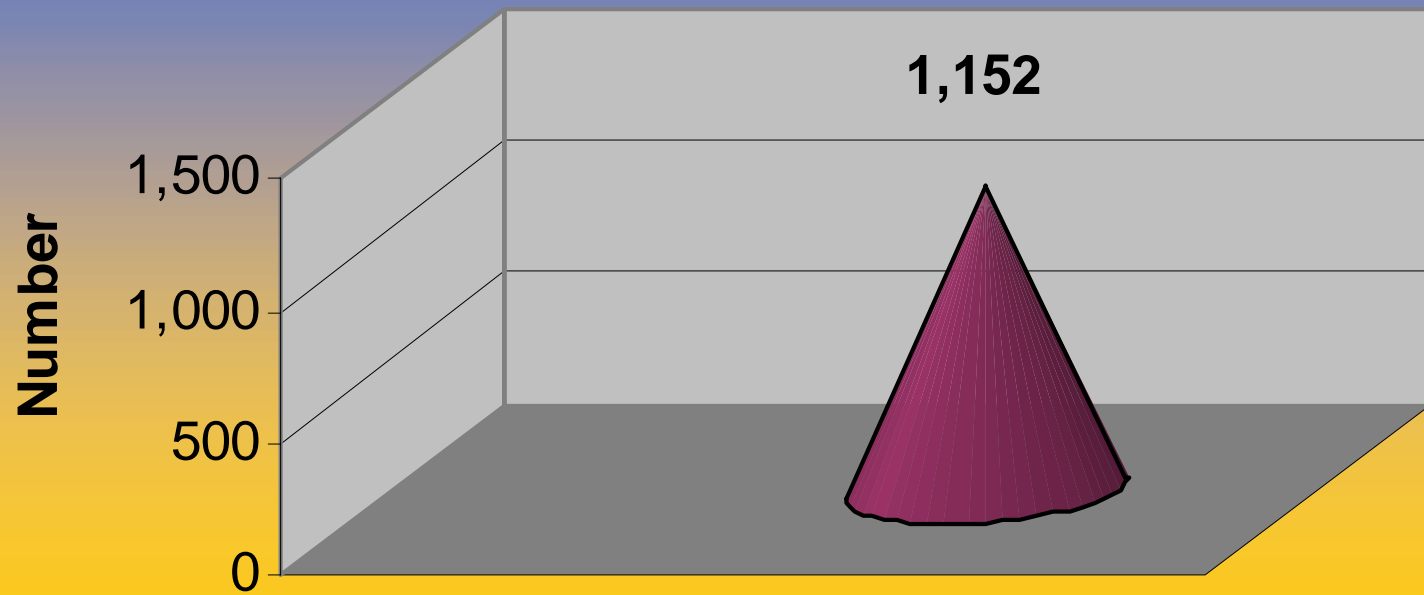


Total WVU ETD Accesses: 1998 - Present



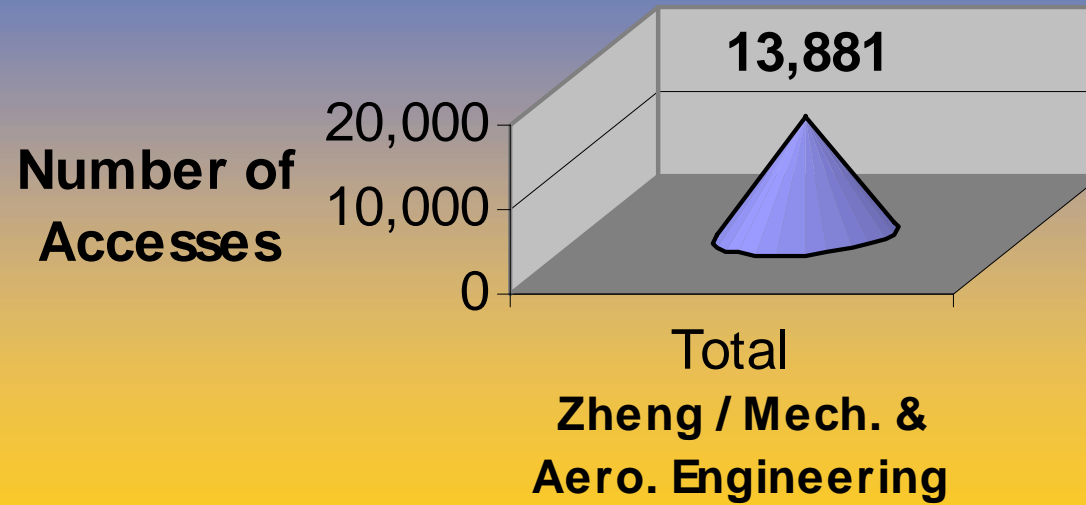


Total WVU ETDs as of Fall 2001



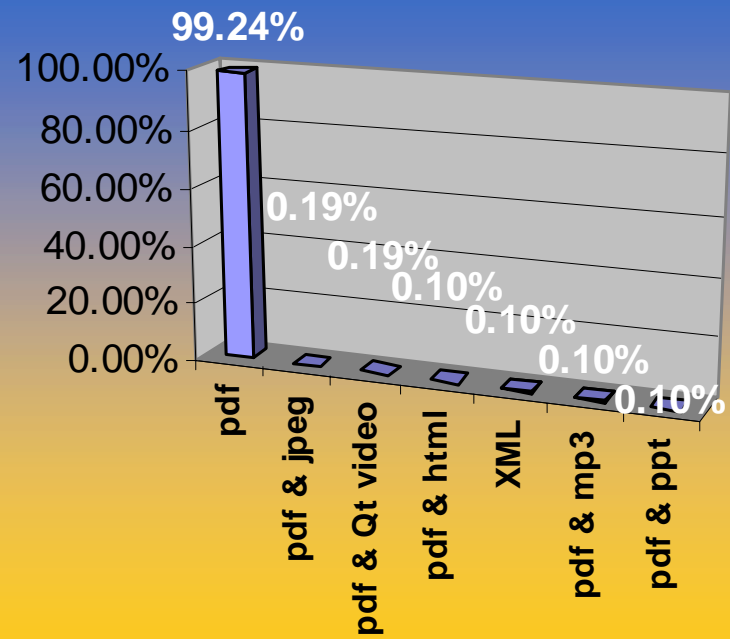


WVU ETD Most Accessed January - December 2001





WVU ETD Format Types as of Fall 2001



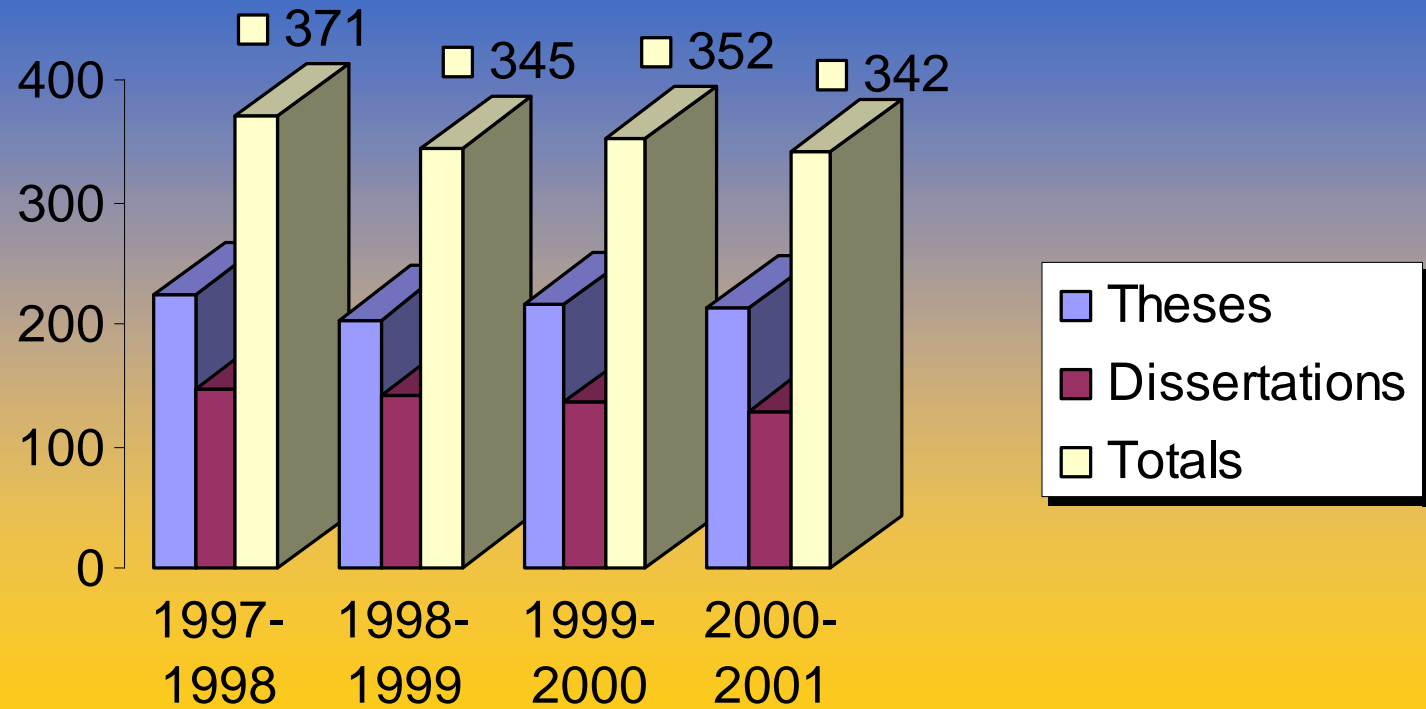



WVU Multimedia ETDs

www.wvu.edu/~thesis/Statistics/WVU_Multimedia_ETDs.htm



WVU ETD Submissions





New and Forthcoming ETD Program Features

- ◆ Students Market Research on the Web
 - Dynamic Addenda
 - Hit Counters for Individual ETDs
 - Automatic Citation Generation
- ◆ Multimedia Incentives
 - Stipends
- ◆ Automated Approval System
 - Library & Committee Chair
- ◆ Automated Batch Uploads to UMI
- ◆ Web Based Library OPAC
 - Click-able URL access to ETD Collection
- ◆ Union Catalog of ETDs Worldwide




Positive Outcomes from Implementation

- ◆ Heightened sense of awareness on campus of the profound effects of information technology
- ◆ Rapid Technology Transfer:
 - ◆ Transforming West Virginia's economy
 - ◆ Providing research access to the world

WVU Electronic Theses and Dissertations

<http://www.wvu.edu/~thesis/>



Presented at the
Spring 2002
WVU ETD
Graduate Seminar
4 March 2002
John H. Hagen
West Virginia
University Libraries
John.Hagen@mail.wvu.edu